

29/03/2018

DEPT. OF CONSERVATIVE DENTISTRY

&  
ENDODONTICS

Unit Test - I  
2018  
Question Paper

B.D.S FINAL PROF (NOV-DEC-2018)

(UNIT TEST - I)

MAX. MARKS = 25

Q1-1. Explain Biological & Mechanical objectives of cleaning & shaping. (7½)

Q1-2. Classify Endodontic Instruments. Write down differences b/w files & Reamers. (7½)

Q1-3. Electronic Apex Locators. (5)

Q1-4. Sodium Hypochlorite (5)



HS

Principal  
Baba Jaswant Singh Dental College  
Hospital & Research Institute, Ludhiana.

Dept of Oral Medicine

II<sup>nd</sup> Unit test

M.M. 25.

B.D.S. Dyeam

[Nov-Dec Batch) 2018]

Q1 Radiographic appearance of (5)

a). Osteosarcoma

b) Ameloblastoma

Q2 Write in detail Oral manifestations of Syphilis. (5)

Q3 Classify TMJ disorders. Discuss about MPDS (5)

Q4 Treatment of (5)

a) Lichen Planus


(b) OSMF

Q5 What is Acantholysis and add a note on clinical features and differential diagnosis of Pemphigus. #5

Write short notes on

- 1) Diagnostic tests and clinical features of mouth breathers
- 2) Theories attributed to thumb sucking.
- 3) High viscosity glass ionomers
- 4) Clinical importance of cervical construction and contact areas in restoring primary teeth
- 5) Stainless steel crowns

*[Signature]*  
19/11/19



*[Signature]*

Principal  
Baba Jaswant Singh Dental College  
Hospital & Research Institute, Ludhiana.

B.D.S Final Year

Deptt.of Periodontics

MM - 25

3<sup>rd</sup> Unit Test, 2019


Time:1 hr

Q 1. Define & Classify Pockets. Discuss the pathogenesis of pockets formation?

Q 2. Define Prognosis. Discuss factors affecting individual prognosis?

Q 3. Write short note on :-

- (a) Drug induced gingival enlargement.
- (b) Trauma from Occlusion.
- (c) Calculus.



HS

Principal  
Baba Jaswant Singh Dental College  
Hospital & Research Institute, Ludhiana.

Unit Test


(Time - 1hr)  
(M.M - 25)

B.J.S Dental College  
General Pathology  
3rd unit test (2nd year BDS)  
23-01-2020

Attempt all questions and draw diagram wherever required.

- Q1. Pathogenesis of oedema. (5)
- Q2. Describe pathogenesis of thrombosis. (5)
- Q3. Describe chemical mediators of inflammation (5)
- Q4. Write short notes on - (a) Primary tuberculosis (2)  
(b) Septic shock (3)
- Q5. Write short notes on - (a) Granulation tissue (2)  
(b) Air embolism (3)

Puneer  
Dr. Puneer Singla  
Associate Prof.



HS

Principal  
Baba Jaswant Singh Dental College  
Hospital & Research Institute, Ludhiana.

16/3/2021

Final Year

Prosthodontics

III<sup>rd</sup> Unit

S/Notes on

M.M = 25

- 1) Types of Finish Lines
- 2) Modified Ridge Lap P.D.C.
- 3) Resin Bonded F.P.D.
- 4) Ideal Requirements of Provisional Restorations
- 5) Laminate Veneers

Unit Test 20



SXF

HS

Principal  
Baba Jaswant Singh Dental College  
Hospital & Research Institute, Ludhiana.

M:M - 25.

(6½ × 2 = 13)

PART - A.

1. Define Survey. Discuss in detail the various types of surveys used in Dental Public Health
2. Discuss in detail the factors to be considered while planning dental health care programmes for a community.

PART - B.

[3 × 4 = 12]

WRITE SHORT NOTES :

3. Incremental Dental Care
4. Tattletooth Program
5. Bangalore method of composting
6. Infection control in Dentistry



HS

DEPT. OF PUBLIC HEALTH DENTISTRY

UNIT TEST - 1 (MARCH 2022)

NOV-DEC BATCH.

---

M.M: 25

QUESTION 1. Define survey.  
Write in detail about different steps  
in survey. (6½)

QUESTION 2.

Write in detail about the various  
methods of presentation of data (6½)

QUESTION 3.

SHORT NOTES.

(4x3=12)

1. Biological Hazards in Dentistry
2. Comprehensive care
3. Formative evaluation
4. Likert scale

