

2.3.3

SR. NO. THE FOLLOWING JOURNALS CAN BE ASSESSED ONLINE USING THE UNDERMENTIONED DETAILS:  
2.3.3

WWW.igateplus.com  
Username: bjsuser  
Password: bjsuser1694394696

**JOURNALS AVAILABLE OF PEDIATRIC DENTISTRY**

- EUROPEAN JOURNAL OF PEDIATRIC DENTISTRY
- EUROPEAN ARCHIVES OF PEDIATRIC DENTISTRY
- INTERNATIONAL JOURNAL OF PEDIATRIC DENTISTRY
- PEDIATRIC DENTISTRY
- PEDIATRIC DENTAL JOURNAL
- BRAZILIAN RESEARCH IN PEDIATRIC DENTISTRY AND INTEGRATED CLINIC
- JOURNAL OF INDIAN SOCIETY OF PEDODONTICS AND PREVENTIVE DENTISTRY

*[Handwritten Signature]*  
24/11/22




*[Handwritten Signature]*  
Principal  
Baba Jaswant Singh Dental College  
Hospital & Research Institute, Ludhiana.


**BABA JASWANT SINGH DENTAL COLLEGE, HOSPITAL & RESEARCH  
INSTITUTE**

**ONLINE JOURNALS**

Sr. no	JOURNAL TITLE	International/. National Journal
1.	Annals of prosthodontics & restorative dentistry	N
2.	Caries research	IN
3.	Case reports in dentistry	US
4.	Conservative dentistry & endodontic journal	N
5.	Contemporary clinical dentistry	N
6.	Current research in dentistry	IN
7.	Dental materials journal	IN
8.	Dental press endodontics	IN
9.	Endodontology	N
10.	European endodontic journal	IN
11.	Evidence based endodontics	IN
12.	Indian journal of conservative & endodontics	N
13.	International journal of dental materials	N
14.	International journal of prosthodontics and restorative dentistry	N
15.	Iranian endodontic journal	IN
16.	Journal of conservative dentistry	N
17.	Journal of operative & esthetic dentistry	IN
18.	Journal of operative dentistry & endodontics	N
19.	Journal of orthodontics & endodontics	IN
20.	Journal of restorative dentistry	N
21.	World Journal of Dentistry	N
22.	University Journal of Dental Sciences	N



  
 Principal  
 Baba Jaswant Singh Dental College  
 Hospital & Research Institute, Ludhiana

  
 Principal  
 Baba Jaswant Singh Dental College  
 Hospital & Research Institute, Ludhiana

23.	Update Dental College Journal	IN
24.	Tanzania Dental Journal	IN
25.	Saint's International Dental Journal	N
26.	Saudi Endodontic Journal	IN
27.	Saudi Dental Journal	IN
28.	Saudi Journal for Dental Research	IN
29.	Saudi Journal of Oral and Dental Research	IN
30.	Singapore Dental college	IN
31.	Streamdent : SRM University Journal of Dental Sciences	
32.	Restorative Dentistry and Endodontics	IN
33.	Rama University Journal of Dental Sciences	
34.	Research and Reviews: Journal of Dental Sciences	IN
35.	Research and Reviews: A Journal of Dentistry	IN
36.	Open Dentistry Journal	IN
37.	Open Journal of Dentistry and Oral Medicine	IN
38.	Nigerian Journal of Dental Research	IN
39.	King Saud University Journal of Dental Sciences	IN
40.	Khon Kaen University Dental Journal	IN
41.	Jacobs Journal of Dentistry and Research	IN
42.	Japanese Dental Science Review	IN
43.	Journal of Advanced Medical and Dental Sciences Research	IN
44.	Journal of Advanced Research in Dental and Oral Health	IN
45.	Journal of Applied Dental and Medical Sciences	IN
46.	Journal of Conservative Dentistry	IN
47.	Journal of Contemporary Dental Practice	IN
48.	Journal of Contemporary Dentistry	IN
49.	Journal of Dental and Allied Sciences	IN
50.	Journal of Dental and Oral Health	IN



*HS*

Principal  
Baba Jaswant Singh Dental College  
Hospital & Research Institute, Ludhiana.

*HS*

Principal  
Baba Jaswant Singh Dental College  
Hospital & Research Institute, Ludhiana.

## LIST OF SPECIALITY JOURNALS ON JGATE- 2021

S No.	JOURNAL TITLE	SUBJECT	REMARKS
1.	Annals of Prosthodontics and Restorative Dentistry	Prosthodontics	
2.	Dental Materials Journal	Prosthodontics	
3.	International Journal of Implant Dentistry	Prosthodontics	
4.	Journal of Advanced Prosthodontics	Prosthodontics	
5.	Journal of Dental Implants	Prosthodontics	
6.	Journal of Oral Implants	Prosthodontics	
7.	International Journal of Prosthodontics and Restorative Dentistry	Prosthodontics	
8.	Journal of Dentistry and Oral Implants	Prosthodontics	
9.	European Journal of Prosthodontics	Prosthodontics	
10.	Journal of Osseo integration	Prosthodontics	
11.	Open Journal of Implant Dentistry	Prosthodontics	
12.	Periodontics and Prosthodontics	Prosthodontics	
13.	International Journal of Advanced Prosthodontics	Prosthodontics	
14.	Journal of Dental Materials and Techniques	Prosthodontics	



KS

Principal  
Baba Jaswant Singh Dental College  
Hospital & Research, Ludhiana

[www.igateplus.com](http://www.igateplus.com)

Username: bjsuser

Password: bjsuser1694394696

## JOURNALS AVAILABLE OF ORTHODONTICS AND DENTOFACIAL ORTHOPAEDICS

- Angle orthodontist
- APOS Trends in Orthodontics
- Bangladesh Journal of Orthodontics and Dentofacial Orthopaedics
- Dental Press Journal of Orthodontics
- European Journal of Orthodontics
- Indian Journal of Orthodontics and Dentofacial Research
- Journal of Orthodontics and Endodontics
- Korean Journal of Orthodontics
- Orthodontic Journal of Nepal
- Progress of Orthodontics
- Virtual Journal of Orthodontics

*Handwritten signature*  
24/11/22



*Handwritten signature*

Principal  
Baba Jaswant Singh Dental College  
Hospital & Research Institute, Ludhiana.

S. No	THE FOLOWING JOURNALS CAN BE ASSESED ONLINE USING THE UNDERMENTIONED DETAILS
	<p>USERNAME- bjsuser PASSWORD- bjsuser1694394696</p> <p><b>JOURNALS AVAILABLE OF PERIODONTOLOGY</b></p> <ul style="list-style-type: none"><li>• JOURNAL OF INDIAN SOCIETY OF PERIODONTOLOGY</li><li>• JOURNAL OF PERIODONTOLOGY AND IMPLANT DENTISTRY</li><li>• JOURNAL OF JAPANESE SOCIETY OF PERIODONTOLOGY</li><li>• INTERNATIONAL JOURNAL OF PERIODONTOLOGY AND IMPLANTOLOGY</li><li>• JOURNAL OF PERIODONTAL AND IMPLANT SCIENCE</li></ul>



HS

Int Singh Dental College  
& Research Institute, Ludhiana

Anchal Sohal

# Library Management System

For

## J.S.DENTAL COLLEGE HOSPITAL & RESEARCH INSTITUTE

Sector 40, Chandigarh Road, Ludhiana



HS

Principal  
Baba Jaswant Singh Dental College  
Hospital & Research Institute, Ludhiana



Principal  
Baba Jaswant Singh Dental College

Developed By **सरल SofTech**

L.M.S. 2.3.1

**SALES INVOICE**

<b>Invoice No</b> : IPL-BC22-23-0424	<b>Invoice Date</b> : 29-11-2022
<b>PO No</b> : NEFT	<b>PO Date</b> : 29-11-2022
<b>SO No</b> : IPL-SO-2023-01247	<b>SO Date</b> : 29-11-2022
<b>Place of Supply</b> : 03-Punjab	<b>Payment Terms</b> : Received
<b>Customer Name</b> : Baba Jaswant Singh Dental College Hospital and Research Institute <b>Billing Address</b> : Chandigarh Road Ludhiana Punjab, State Code: 03 PIN: 141010 India GSTIN: URD	<b>Customer Name</b> : Baba Jaswant Singh Dental College Hospital and Research Institute <b>Shipping Address</b> : Chandigarh Road Ludhiana Punjab, State Code: 03 PIN: 141010 India GSTIN: URD

Sr	Item	Description	HSN	Quantity	Rate	Amount
1	J-Gate - Dentistry J-Gate Dentistry	J-Gate Dentistry Subset 29th Nov 2022 to 28th Nov 2023	998431	Nos 1.0	₹ 42,000.00	₹ 42,000.00
	<b>Total</b>			<b>1.0</b>		<b>42,000.00</b>

**Total** ₹ 42,000.00

**IGST @ 18%** ₹ 7,560.00

**Grand Total** ₹ 49,560.00

**.In Words** : INR Forty Nine Thousand, Five Hundred And Sixty only.

**Bank Details:**

A/c Name: Informatics Publishing Ltd, Bank & Branch: Canara Bank, South End Road Branch, Bangalore, A/c

Number: 1173257000988, IFSC Code: CNRB0001173

**Payment Details:** NEFT Cr-PUNBH22333870035-PUNB0511110-BABA JASWANT SINGH DENTAL COLLEGE H-null dt 29.11.2022 for Rs.49,560/-

*HS*



**Principal**  
Baba Jaswant Singh Dental College  
Hospital & Research Institute, Ludhiana.



INFORMATICS  
A Passage to Knowledge

TEL: 91-080-40387777

FAX: 91-080-4038600

INFORMATICS PUBLISHING LIMITED

No.194, R.V.Road, Basavanagudi,

P.B.No.400, Bangalore - 560 004

WEBSITE : [www.informaticsglobal.com](http://www.informaticsglobal.com)

RECEIPT No.: 1445

DATE: 29-Nov-2022

Baba Jaswant Singh Dental College & Hospital-Punjab  
Chandigarh Road,Ludhiana  
Punjab  
Pincode - 141 010

We acknowledge with thanks the receipt of your payment towards

NEFT Cr-PUNBH22333870035-PUNB0511110-BABA JASWANT SINGH DENTAL COLLEGE H-null dt 29.11.2022 for Rs.49,560/-

Cheque/DD No. : NEFT HDFC0000240

Dated : 29-Nov-2022

Drawn On : [ ] Not Applicable

Payable At :

Total Amount : 49,560.00

Product : J-Gate

(Rupees Forty Nine Thousand Five Hundred Sixty Only.)

For INFORMATICS PUBLISHING LIMITED

Revenue Stamps Not Affixed  
Due to Non Availability

Authorized Signatory


(Cheques are subject to Realisation)

A PASSAGE TO KNOWLEDGE

Note: This is computer generated Receipt. No Signature is required.

HS  
Baba Jaswant Singh Dental College  
Hospital & Research Institute, Ludhiana.

# TAX INVOICE

 <b>Supplier : NETPLUS BROADBAND SERVICES PVT LTD</b> NETPLUS BROADBAND SERVICES (P) LTD. PLOT#17,1ST FLOOR INDL AREA PHASE-1,ABOVE CM AUTO SALES CHANDIGARH CHANDIGARH 160019 GST Number : 04AAECN6980B1ZM State Code : 04 State Name : CHANDIGARH CIN : U74300PB2014PTC038726	<b>Invoice No:</b> NCIL22-23/17239  <b>Delivery Note</b>  <b>Suppliers's Ref</b>	<b>Dated:</b> 01-DEC-22  <b>Mode/Terms of Payment :</b> IMMEDIATE  <b>Other Reference(s):</b> 2801939
-------------------------------------------------------------------------------------------------------------------------------------------------------------------------------------------------------------------------------------------------------------------------------------------------------------------------------------------------------------------------------------	----------------------------------------------------------------------------------------------	----------------------------------------------------------------------------------------------------------------------

<b>Bill To : Bjs Dental College And Hospital</b> [C1864554] Bjs Dental College Sector-40 Chandigarh Road Punjab 141001 GST Number : UNREGISTERED PAN Number: State Code : UN State Name : Punjab Old Code :	<b>Buyer's Order No.</b>  <b>Dispatch Document No.</b> <b>Dispatched through</b>	<b>Order Dated</b>  <b>Dispatch Note Date</b> <b>Destination</b>
----------------------------------------------------------------------------------------------------------------------------------------------------------------------------------------------------------------------------------	-------------------------------------------------------------------------------------------	---------------------------------------------------------------------------

<b>Shipped To : Bjs Dental College And Hospital</b> Bjs Dental College Sector-40 Chandigarh Road Punjab 141001 GST Number : UNREGISTERED PAN Number: State Code : UN State Name :	<b>Place of Supply : Punjab</b>	<b>OCO : ILL LUDHIANA ZONE</b>
--------------------------------------------------------------------------------------------------------------------------------------------------------------------------------------------------	---------------------------------	--------------------------------

S.NO	DESCRIPTION	HSN/SAC	QUANTITY	UOM	RATE	AMOUNT
1	Lease Line Charges	998422	1	NOS	12500.00	12500.00
			<b>Total Taxable Value</b>			<b>12500.00</b>
	CGST					0.00
	UTGST					0.00
	IGST				18%	2250
	TCS					0.00
	Round off					
<b>Total Invoice Amount</b>						<b>14750.00</b>

**Total Invoice Amount (In Words):** Fourteen Thousand Seven Hundred Fifty only

HSN/SAC	Taxable Value	CGST		UTGST		IGST		TCS		Total Tax Amount
		Rate	Amount	Rate	Amount	Rate	Amount	Rate	Amount	
998422	12500.00		0.00		0.00	18%	2250.00		0.00	2250.00
<b>Total</b>	<b>12500.00</b>		<b>0.00</b>		<b>0.00</b>		<b>2250.00</b>		<b>0.00</b>	<b>2250.00</b>

**Total Tax Amount (In Words):** Two Thousand Two Hundred Fifty only

**Total Taxable Amount (In Words):** Twelve Thousand Five Hundred only

**Narration:** Being Lease line charges for the period 01-Dec-2022 to 31-Dec-2022 against Bandwidth ILL\_50\_Mbps\_1\_1 and previous outstanding is Rs.-295

**Company's PAN :** AAECN6980B **HDFC A/c No :50200031332984, IFSC :HDFC0000034**

**Remark:** This Supply Does Not Attract Reverse Charge. **For any Concerns, Please email us at ebscollections@netplus.co.in ASAP.**

**Declaration**

We declare that this invoice shows the actual price of the goods described and that all particulars are true and correct.

Subject to Ludhiana Jurisdiction only.

**For Netplus Broadband Services Pvt Ltd**

Authorised signatory

*HS*

Principal  
Baba Jagan Singh Dental College  
Ludhiana.



bjs dental college &lt;bjsdentalnaac@gmail.com&gt;

## Fw: Access to J-Gate@Specialty for Baba Jaswant Singh Dental College & Hospital

1 message

**BJS Dental College Hospital** <bjsdental@rediffmail.com>  
To: bjsdentalnaac <bjsdentalnaac@gmail.com>

Mon, Dec 5, 2022 at 2:37 PM

B.J.S. Dental College & Hospital,  
Ludhiana

From: J-Gate Plus Support <support@jgateplus.com>  
Sent: Tue, 29 Nov 2022 15:57:45  
To: "bjsdental@rediffmail.com" <bjsdental@rediffmail.com>  
Subject: Access to J-Gate@Specialty for Baba Jaswant Singh Dental College & Hospital

Hello Dr Amanpreet singh Kamaljit Kaur,

Your access to **J-Gate** Discovery Platform is renewed.

**Access Period** : 29/11/2022 to 28/11/2023

**Access Type** : Subscription

**Package Subscribed** : Dentistry

Access Credentials	Users	Library Admin
URL:	<a href="https://jgateplus.com/">https://jgateplus.com/</a>	<a href="https://jgateplus.com/admin">https://jgateplus.com/admin</a>
Username:	bjsuser	bjsadmin
Password:	bjsuser1360412690	bjsadmin1908338776

Principal  
Baba Jaswant Singh Dental College  
Hospital & Research Institute, Ludhiana

Please do not circulate LIBRARY ADMIN Access Credentials among end users.

### Important Note:

We understand that reasonably a lot of investment goes in to subscription of your library resources, therefore visibility and usage is a prime concern for the library. J-Gate helps to increase the **usage and visibility of your library subscribed journal resources** among your students, faculties and researchers.

1. Register All Your Static IPs in J-Gate for easy and authenticated access by users of your institution.
2. Integrate "Journal Discovery Search Box" in Your Library Website for visibility and easy accessibility of library subscribed resources. Refer the document "Search Box Guide" with Steps to integrate in your website.
3. Send all your Library Subscribed Journals/Book Series/Conference Proceeding Holding details to configure single platform discovery through J-Gate. Fill the attached Excel File "Library Holdings" and email to [jcoordinator@informaticsglobal.com](mailto:jcoordinator@informaticsglobal.com)

**Please find attached a draft email for communicating J-Gate access to users on behalf of your library.**

### 2.3.3: Digital Software System NEMOCEPH

2.3.



BJS Dental College, Ludhiana

Patient: Muskanjha verma Sex: female Serial Age: 17.00  
Racing: Date: 10/15/2022

Synthetic Analysis

Measurements	Value	Normal Range	Remarks
Stooped Head Angle	75.0	80.0 to 90.0	Severe Cervical
Articular Angle	120.0	140.0 to 160.0	Articular Angle
Orbit Angle	30.0	30.0 to 40.0	Orbit Angle
Ear Tragus	40.0	40.0 to 50.0	Ear Tragus
Upper Lip Angle	110.0	110.0 to 120.0	Upper Lip Angle
Lower Lip Angle	90.0	90.0 to 100.0	Lower Lip Angle
Posterior Chin Lip-30mm Length	20.0	20.0 to 30.0	Posterior Chin Lip-30mm Length
Chin Length	40.0	40.0 to 50.0	Chin Length
Anterior Chin Lip-30mm Length	20.0	20.0 to 30.0	Anterior Chin Lip-30mm Length
Articular Body Length	20.0	20.0 to 30.0	Articular Body Length
Articular Lip Length	20.0	20.0 to 30.0	Articular Lip Length
Articular Lip Height	10.0	10.0 to 20.0	Articular Lip Height
Post-Facial / Art Lip L	10.0	10.0 to 20.0	Post-Facial / Art Lip L
Post-Facial Size / Art Lip R	10.0	10.0 to 20.0	Post-Facial Size / Art Lip R

- The software allows you to easily import your photographs and x-rays.
- NemoCeph allows you to perform an analysis of the facial type and proportions.
- The program enables you to view the conventional radiographs in a convenient way for the Orthodontist and patient: side, frontal, occlusal and articulated models.
- More convenient to transfer files as well as receiving relevant information for proper diagnosis and patient's benefit.



Principal  
Baba Jaswant Singh Dental College  
Hospital & Research Institute, Ludhiana.

**PURCHASE ORDER**

Phone No.: 0161-5055162, 5055163, 2677706  
 Fax No. :0161-2677326

*B.J.S. Dental College, Hospital & Research Institute, Ludhiana.*

Purchase Order No. BJSDC/PO/16-171 / 05/07

Dated: 05-05-2017

From :

Accounts Officer,  
 Store Purchase Organization,  
 B.J.S. Dental College, Hospital & Research Institute  
 Ludhiana.

M/s. Sansin Impex Pvt. Ltd.  
 K 64, Sector 11, Noida 201301 (U.P.)

Contact No.: 09811050717

Consignee :-

B.J.S. Dental College, Hospital & Research Institute  
 Ludhiana

Sr. No.	Description	Qty	Rate	Total (Rs.)
1	NemoCeph WX Orthodontic Tracing and Treatment Planning Software from Spain	1	2,20,000	2,20,000

VAT@5%      11000.00

Net Total    2,31,000.00

**Terms & Conditions**

- USB Dongle & 1 Software CD each for Vers 6 & Vers 10, will be provided.
- Guarantee for 1 year with updates.
- Free on-line support for 5 years.
- Care to be taken for USB Dongle. It should not be lost or physically damaged.
- In case of an unfortunate event with Dongle, cost is 50% of total cost.
- Advise to take backup of software CD in an external source.
- There is no hidden cost or recurring cost or annual maintenance fee for 5 years.
- Payment terms : 50% advance and balance 50% against installation.

*(Signature)*  
 Name & Signature :

*(Signature)*  
 B.J.S. Dental College, Hospital & Research  
 Institute, Ludhiana



*(Handwritten initials)*

Principal  
 Baba Jaswant Singh Dental College  
 Hospital & Research Institute, Ludhiana.

# SERVICE REPORT

From,

**SANSIN IMPEX PVT. LTD**  
K 64, Sector 11, NOIDA - 201 301-  
Distt. Gautam Budh Nagar  
Uttar Pradesh

98110 50717 / 98999 10151

To,

**BJS DENTAL COLLEGE**  
Ludhiana

Your Ref. No. & Date

Our Ref. No./ Equipment Attended

Date

Installation of NemoCeph Ortho Software

Feb 15, 2017

**Report :**


It was required to install the NemoCeph Orthodontic software in the Orthodontic Deptt.

**Work Done :**

Installed the NemoCeph software.  
Checked and found ok.

Demonstrated the software.

Handed over the Nemoceph software CD and USB dongle to the Orthodontic Deptt., in perfect working condition.

  
15/2/17  
Satisfactory Work done  
Customer/Doctor



Engineer  
Sansin Impex Pvt. Ltd.



Principal  
Baba Jaswant Singh Dental College  
Hospital & Research Institute, Ludhiana.

BILL

TIN NO. 02830000000

<b>SANSIN IMPEX PVT. LTD.</b> E-44, Sector-11, NOIDA - 201 301 Gautam Budh Nagar, U.P. C.V.No. 030717 / 00005 / D/O	<b>PRINCIPAL</b> <b>BJS Dental College Hospital</b> Ludhiana, Punjab
------------------------------------------------------------------------------------------------------------------------------	----------------------------------------------------------------------------

Year Est. No. & Date	Sl. No.	Date
	100578	Feb 14, 2017

Sl. No.	PARTICULARS	Qty	Rate	Total Amount (Rs.)
1	Netto Cash Ortho Skido Software For Orthodontic tracing and treatment Planning	01	2,45,000.00	2,45,000.00
2	Discount towards purchase of old software			25,000.00
	<b>C.A. Devere</b>			
	Net			2,20,000.00
	VAT @ 5%			11,000.00
	<b>Total</b>			<b>Rs. 2,31,000.00</b>

*Katichaudhary*  
*15/2/17*

*2016-17-18/12/17 dt. 6/17*

**B. J. S. DENTAL COLLEGE**  
 GATE KEEPER

Advance Received - Rs. 2,31,000.00  
 Balance - Rs. 1,15,500.00

*10/10*  
*1000/-*  
*15/2/17*  
*15/2/17*  
*15/2/17*

for Sansin Impex Pvt. Ltd.

DB NO: 178, dt. 15/2/17  
 Sl. No. 2

**PAID**  
 NO. 100578  
 DATE 15/2/17  
*15/2/17*



*HS*  
 Principal  
 Baba Jaswant Singh Dental College  
 Hospital & Research Institute, Ludhiana

# BJS Dental College, Ludhiana

Patient : devanshu singh

Jarabak Analysis

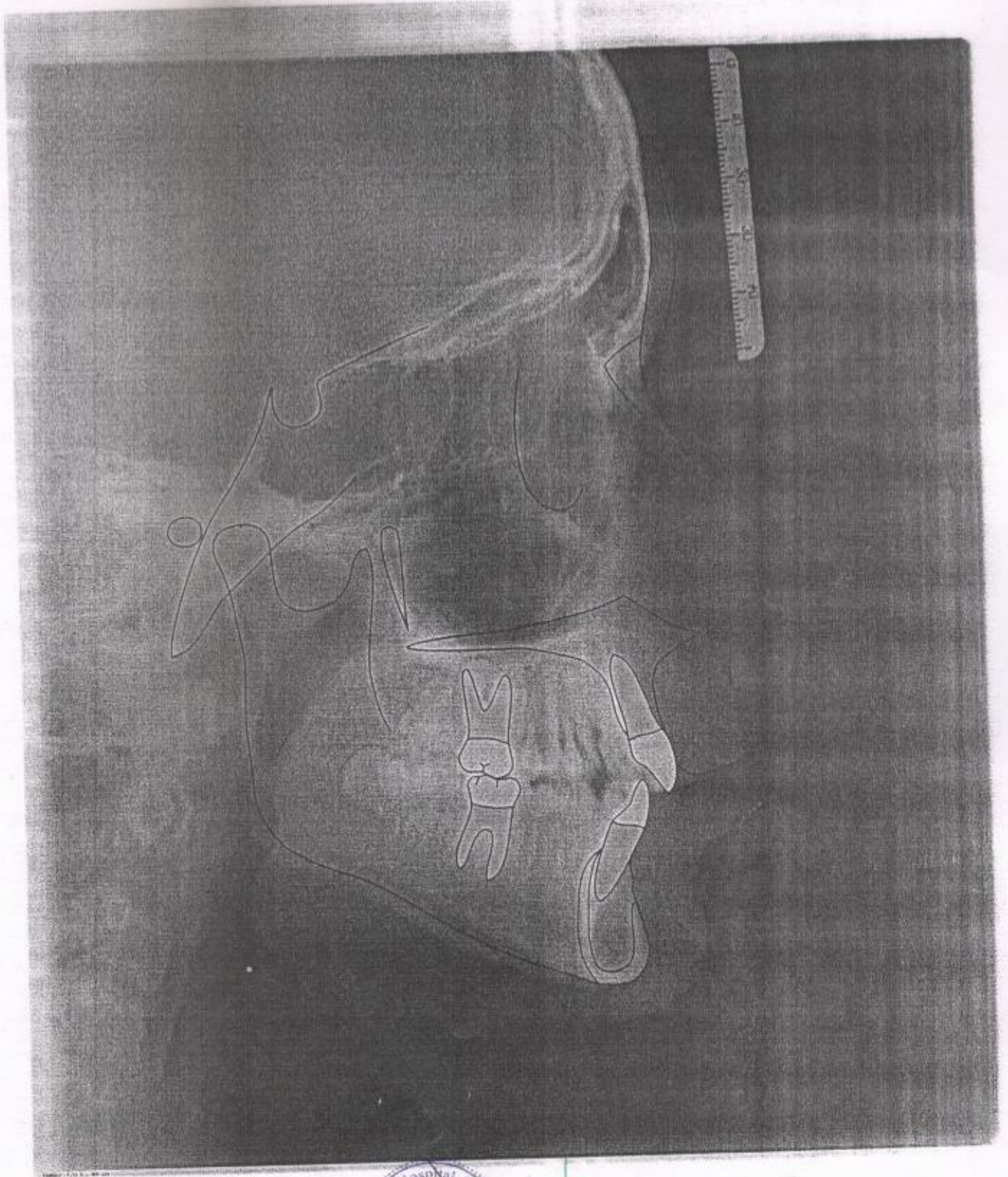
Tracing

Date : 10/15/2022

Pre-Treatment

Dental Age : 0Y 0M Sex: Male

Vert: 0.9 Retrognathic Severe



*KS*

Principal  
Baba Jaswant Singh Dental College  
Hospital & Research Institute, Ludhiana



# BJS Dental College, Ludhiana

Patient : Mr.devanshu singh  
Tracing

Sex: Male

Dental Age : 0Y 0M  
Date : 10/15/2022

## Legan Burstone Soft Tissue Analysys

### Facial Form

Measurement:	Value	Average	Diference	Deviation	Class
Facial Convexity Angle	12.4	12.0 ± 4.0	0.4		Normal
Mandibular Protrusion	-2.4	0.0 ± 4.0	-2.4		Normal
Maxilla Protrusion	8.0	6.0 ± 3.0	2.0		Normal
Vertical Height Relationship	1.1	1.0 ± 1.0	0.1		Normal
Neck and Lower Third Angle	99.0	100.0 ± 7.0	-1.0		Normal
Lower Height and Depth Relationship	1.0	1.2 ± 1.0	-0.2		Normal

### Lip Form and Position

Measurement:	Value	Average	Diference	Deviation	Class
Nasolabial Angle	113.6	102.0 ± 8.0	11.6	x	Increased
Inferior Labial Sulcus	-4.2	4.0 ± 2.0	-8.2	-xxxx	Diminished
Upper Lip Protrusion	5.4	3.0 ± 1.0	2.4	xx	Increased
Lower Lip Protrusion	-2.9	2.0 ± 1.0	-4.9	-xxxx	Diminished
Interlabial Gap	1.2	2.0 ± 2.0	-0.8		Normal
Lip-Menton Vertical Relationship	-0.5	0.5 ± 1.0	-1.0		Normal
Upper Incisor Exposure	3.1	2.0 ± 2.0	1.1		Normal

## Downs Analysis

### Dental Pattern

Measurement:	Value	Average	Diference	Deviation	Class
Lower I - Mandibular Pl. angle	85.8	90.0 ± 3.0	-4.2	-x	Diminished
Lower I - Occlusal Pl. angle	3.3	14.5 ± 5.5	-11.2	-xx	Diminished
Interincisal angle	138.7	132.0 ± 6.0	6.7	x	Increased
Upper Incisor protrusion	2.8	3.5 ± 2.3	-0.7		Normal

### Skeletal Pattern

Measurement:	Value	Average	Diference	Deviation	Class
A-B to Facial Plane	6.7	4.5 ± 4.5	2.2		Normal
Convexity	3.8	0.0 ± 10.0	3.8		Normal
Facial Angle	89.6	87.0 ± 3.0	2.6		Normal
Mandibular Plane Angle	24.4	26.0 ± 4.0	-1.6		Normal
Facial Axis	85.0	90.0 ± 3.0	-5.0	-x	Diminished

## Mc. Namara Analysis

### Maxilla to Cranial Base

Measurement:	Value	Average	Diference	Deviation	Class
Na - I <sub>1</sub> to A point	1.4	0.0 ± 1.0	1.4	x	Increased
Nasolabial Angle	113.6	102.0 ± 8.0	11.6	x	Increased

### Maxilla to Mandible

Measurement:	Value	Average	Diference	Deviation	Class
Condylion to point A	79.2	82.0 ± 4.0	-2.8		Normal
Condylion to Gnathion	107.5	99.0 ± 4.0	8.5	xx	Increased
Difference Maxillary-Mandibular	28.3	17.0 ± 4.0	11.3	xx	Increased
Lower Anterior facial Height	64.6	59.0 ± 4.0	5.6	x	Increased
Mandibular Plane Angle	24.9	26.9 ± 4.0	-2.0		Normal
McNamara Facial Axis	95.0	90.0 ± 3.0	5.0	x	Increased

### Mandible to Cranial Base

Measurement:	Value	Average	Diference	Deviation	Class
Pg.-Na Perpendicular	-0.7	-7.0 ± 2.0	6.3		Increased



Principal  
Baba Jaswant Singh Dental College  
Hospital & Research  
Ludhiana

Ventilation					
Measurement:	Value	Average	Diference	Deviation	Class
I to Point A	1.8	5.0 ± 1.0	-3.2	-xxx	Diminished
I to A-Po	-2.0	2.0 ± 1.0	-4.0	-xxx	Diminished

Airway Analysis					
Measurement:	Value	Average	Diference	Deviation	Class
Lower pharynx	15.4	12.5 ± 3.0	2.9		Normal
Upper Pharynx	18.0	17.5 ± 3.0	0.5		Normal

### Ricketts Analysis

Dental Problem					
Measurement:	Value	Average	Diference	Deviation	Class
Molar Relation (A6-B6)	-2.9	-3.0 ± 3.0	0.1		Dental Class I
Canine Relation (A3-B3)	2.8	-2.0 ± 3.0	4.8	x	Dental Class II
Overjet (B1-A1 Horz.)	5.2	2.5 ± 2.5	2.7	x	Positive
Overbite (B1-A1 Vert.)	1.1	2.5 ± 2.5	-1.4		Normal
Lower Incisor Extrusion (B1-Occl.)	-0.3	1.3 ± 2.0	-1.6		Normal
Interincisal Angle (A1 - B1 angle)	138.7	132.0 ± 6.0	6.7	x	Increased

Skeletal Problem					
Measurement:	Value	Average	Diference	Deviation	Class
Convexity (A-NPog)	1.8	2.0 ± 2.0	-0.2		Skeletal Class I
Lower Facial Height (ANS-XI-Pm)	41.6	47.0 ± 4.0	-5.4	-x	Brachyfacial

Dento-Skeletal Problem					
Measurement:	Value	Average	Diference	Deviation	Class
Upper Molar Position	12.9	12.0 ± 3.0	0.9		Class I
Lower Incisor Protrusion (B1-APog)	-2.0	1.0 ± 2.3	-3.0	-x	Retrusion
Upper Incisor Protrusion (A1-APog)	2.8	3.5 ± 2.3	-0.7		Normal
Lower Incisor Inclination	18.1	22.0 ± 4.0	-3.9		Normal
Upper Incisor Inclination	23.2	28.0 ± 4.0	-4.8	-x	Linguoversion
Occlusal Plane to Ramus	9.3	0.0 ± 3.0	9.3	xxx	Hight
Occlusal Plane Inclination	10.7	22.0 ± 4.0	-11.3	-xx	Countercl.

Esthetic Problem					
Measurement:	Value	Average	Diference	Deviation	Class
Lip Protrusion (LL-Pn-Pog')	-0.6	-2.0 ± 2.0	1.4		Normal
Upper Lip to Length	25.0	24.0 ± 2.0	1.0		Normal
Lip Embrasure-Occlusal Plane	-3.1	-3.5 ± 2.0	0.4		Normal Position

Decisive Problem					
Measurement:	Value	Average	Diference	Deviation	Class
Facial Depth Angle (PoOr-NPog)	89.6	87.0 ± 3.0	2.6		Mesofacial
Facial Axis (BaN-PTGn)	85.0	90.0 ± 3.0	-5.0	-x	Dolichofacial
Facial Taper	66.0	68.0 ± 3.5	-2.0		Mesofacial
Mandibular Plane Angle (GocMe-Pc)	24.4	26.0 ± 4.0	-1.6		Mesofacial
Maxillary Depth (PoOr-NA)	91.3	90.0 ± 3.0	1.3		Normal
Maxillary Height (N-CF-A)	63.6	53.0 ± 3.0	10.6	xxx	
Palatal Plane (PoOr-ANSPNS)	-1.7	1.0 ± 3.5	-2.7		Normal

Internal Structure					
Measurement:	Value	Average	Diference	Deviation	Class
Cranial Deflection (BaN-PoOr)	33.4	27.0 ± 3.0	6.4	xx	Brachycephalic
Cranial Length (CC-N)	57.5	55.0 ± 2.5	2.5		Class I
Posterior Facial Height	61.1	55.0 ± 3.3	6.1	x	Brachycephalic
Ramus Position	71.3	76.0 ± 3.0	-4.7	-x	Retrognathia
Porion Location	-34.7	-39.0 ± 2.2	4.3	x	Retrognathia
Mandibular Arch (DC-XI-Pm)	41.1	26.0 ± 4.0	15.1	xxx	Prognathia
Corpus Length (XI-Pm)	64.8	65.0 ± 2.7	-0.2		Normal

### Steiner Analysis



Principal  
Baba Jaswant Singh Dental College  
Hospital & Research Institute, Ludhiana.

**DEPARTMENT OF ORTHODONTICS  
AND DENTOFACIAL ORTHOPAEDICS**

**NEMOCEPH USED BY**

1. Dr. Ajit Kumar Jaiswal (Head of Department)
2. Dr. Girish Chaudhary
3. Dr. Jasmeet Ryait
4. Dr. Shivani (PG-2018)
5. Dr. Swati (PG-2018)
6. Dr. Kiranjeet (PG-2018)
7. Dr. Dristi (PG-2019)
8. Dr. Jagriti (PG-2019)
9. Dr. Priya (PG-2019)
10. Dr. Daljit Kaur (PG-2020)
11. Dr. Pallavi Garg (PG-2020)
12. Dr. Samridhi Sandhir (PG-2020)
13. Dr. Meghna Goyal (PG-2021)
14. Dr. Kanchi (PG-2021)
15. Dr. Shrestha (PG-2021)



HS

Principal  
Baba Jaswant Singh Dental College  
Hospital & Research Institute, Ludhiana



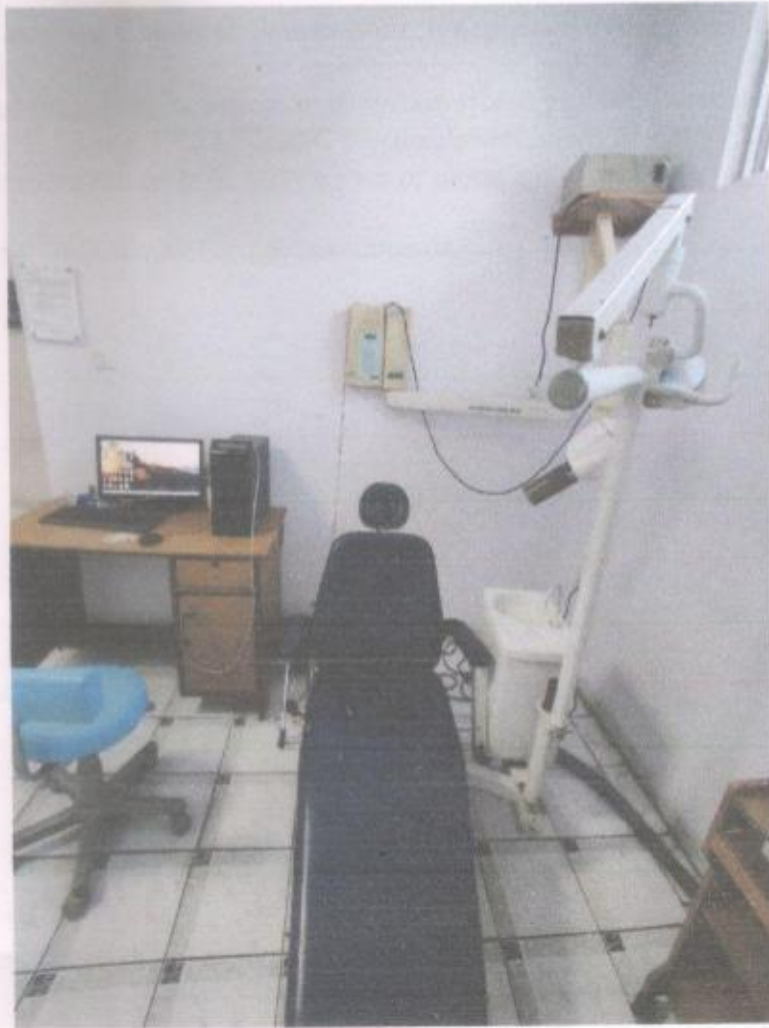
### 2.3.3, CBCT, Cone Beam Computer Tomography, Dentsply Sirona, Sidexis 4

- Gives accurate three dimensional imaging of hard tissues.
- Gives high detailed overall image of mouth, nasal, jaw and neck areas.
- Has minimal errors
- Can be used to assess implant simulation
- Assesses endodontic evaluation of tooth
- Helps in cephalometric analysis for orthodontic treatment quality based on the bone quality
- Used in assessing the exact position of impacted teeth with proximity to anatomical landmarks of the head and neck and many more
- Used for exact Assessment of trauma and other pathologies



HS

Principal  
Baba Jaswant Singh Dental College  
Hospital & Research Institute, Ludhiana.



2.3.3, RVG machine, Radiovisiography machine with digital sensor, DIGITAL XRAY SYSTEM SOPIX ACTEON

- Produces a digital image instantly on a computer.
- Has faster processing time and better image quality and clarity.
- Demands less resources.
- Has minimal radiographic exposure



HS

Principal  
Baba Jaswant Singh Dental College  
Hospital & Research Institute, Ludhiana

**Saral Software** - Accounting and Billing software to cover all accounting and billing needs.

Record Transactions and Classifies Transactions. It expresses transactions in monetary terms.

Saral- the hospital management information system which provides various modules like patient UHID, OPD billing, IPD billing, OT management, store inventory, patient EMR, and nursing desk. It can be run on both local server or cloud based server.

Used at: - Hospital OPD and all Clinical Departments.



A handwritten signature in green ink, consisting of stylized initials.

Principal  
Baba Jaswant Singh Dental College  
Hospital & Research Institute, Ludhiana.